

Supervizor

Providing citizens with information about the government
spending

Matej Kovačič

Commission for the Prevention of Corruption

Dunajska 56, Ljubljana

t +386 1 400 57 10

f +386 1 478 84 72

www.kpk-rs.si

Open Government Partnership

Second European Outreach and Support Meeting, *Dubrovnik, 5. October 2012*

Project Transparency

- Transparency of financial flows among the public and the private sector increases the level of responsibilities of public office holders for effective and efficient use of public finance, facilitates debate on adopted and planned investments and projects as well as decreases risks for illicit management, abuse of functions, and above all, limits systemic corruption, unfair competitiveness and clientage in public procurement procedures.
- In 2011 we started project Transparency. Important part of this project is application Supervizor, online application for monitoring expenses of public bodies.

- Supervizor is an online application which enables simple browsing of the financial transactions and graphical presentation of them.
- User can view all money transfers from selected budget user or all money transfers from the budget user to selected company.
- Data can be also shown for a specified period of time. For all transactions over 2000 EUR purpose of money transfer is shown.

- Application also shows data about public procurements and information about the business entities in Slovenia.
- Management and ownership structure of the companies and some information from their annual reports are also shown.
- Important part of the application is a module, which shows list and information about public owned companies.

- Public Payments Administration is providing payment services for direct and indirect budget users. We have received data about financial transactions of budget users from 1. 1. 2003 till last month.
- Slovenian Business Register (central public database on all business and legal entities, their subsidiaries, and other organization segments located in Slovenia (public and private institutes)).
- Annual reports of Slovenian companies (which are public).
- Database of public procurements and procurement of a small value.

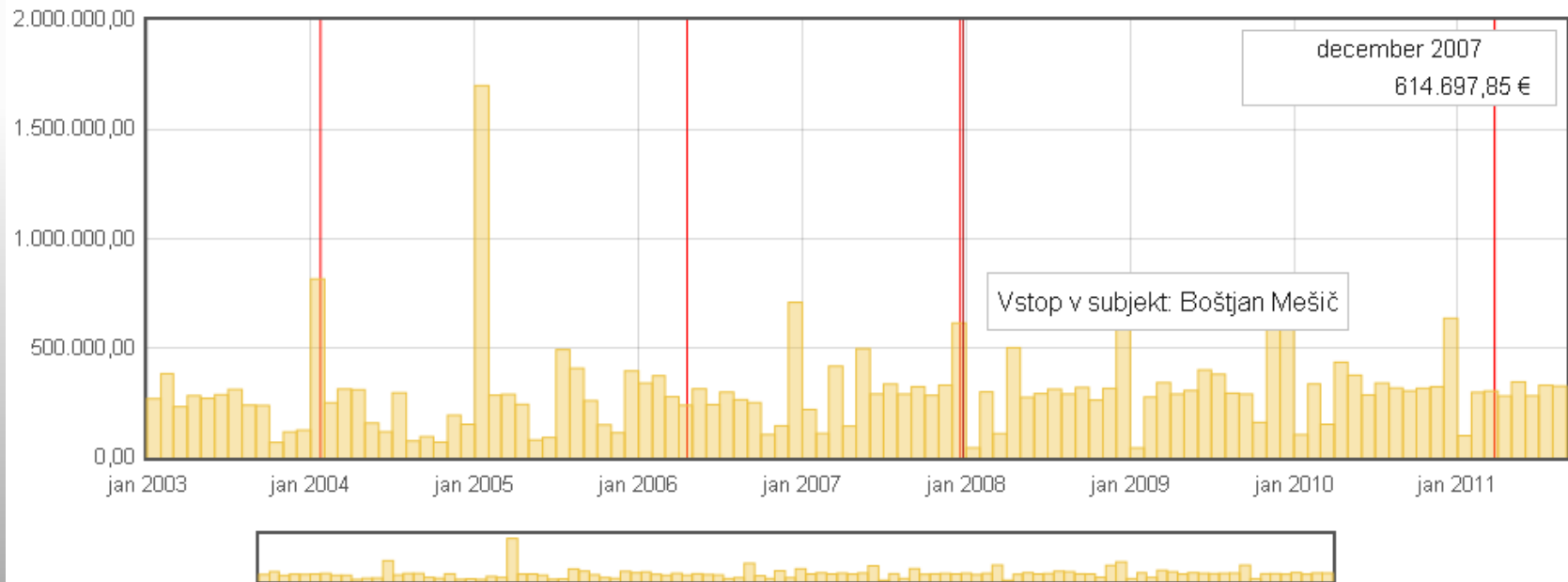
- Some transactions were removed:
 - transactions to physical persons (salaries, expenses related to salaries, etc.);
 - transactions to accounts of health insurance companies containing personal data;
 - transactions from deposit account of the Customs Administration of the Republic of Slovenia;
 - transactions to Central Securities Clearing Corporation for the purchase of debt securities and payments of Public Payments Administration for the repayment of debt;
 - transactions to intelligence and security services;
 - transactions to banks;
 - transactions among budget users;
 - returns of taxes, etc.

Graf transakcij

Obdobje: januar 2003 - september 2011

Želeno obdobje lahko izberete na grafu.

Resetiraj graf




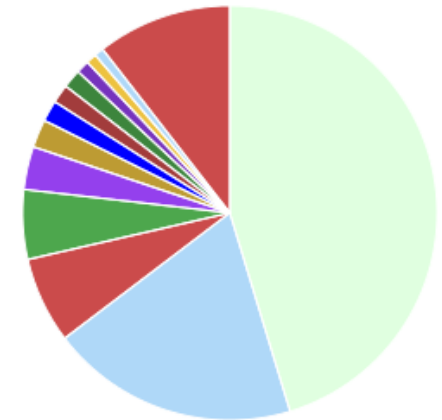
<http://supervizor.kpk-rs.si>

Financial flow analysis

Seznam organov (skupen znesek plačil: 31.675.251,58€):

* označuje, da je pravni subjekt v posredni ali neposredni lasti proračunskega uporabnika

Organ	Skupen znesek (€)
 MINISTRSTVO ZA JAVNO UPRAVO	14.351.182,09
 plačilo iz proračuna brez podatka o PU	6.130.161,22
 VRHOVNO SODIŠČE REPUBLIKE SLOVENIJE	2.131.606,88
 MINISTRSTVO ZA PRAVOSODJE	1.715.491,41
 MINISTRSTVO ZA FINANCE ČARINSKA UPRAVA REPUBLIKE SLOVENIJE	1.064.038,69
 MINISTRSTVO ZA ZUNANJE ZADEVE	694.065,07
 DRŽAVNI ZBOR REPUBLIKE SLOVENIJE	523.019,67
 SKLAD KMETIJSKIH ZEMLJIŠČ IN GOZDOV REPUBLIKE SLOVENIJE	462.779,33
 BOLNIŠNICA GOLNIK - Klinični oddelek za pljučne bolezni in alergijo Golnik	461.990,85
 MINISTRSTVO ZA FINANCE	321.632,13
 SLUŽBA VLADE REPUBLIKE SLOVENIJE ZA LOKALNO SAMOUPRAVO IN REGIONALNO POLITIKO	259.269,14



MINISTRSTVO ZA JAVNO UPRAVO
(45.31%)

Dependance from public sector

ASTECC d.o.o. (več na AJPES)

- Dejavnost: Raziskovalna in razvojna dejavnost na drugih področjih naravoslovja in tehnologije
- Davčna številka: 97655252

	2008	2009	2010
Čisti prihodki od prodaje	3.817.610	4.384.139	3.992.734
Sprememba vrednosti zalog proizvodov in nedokončane proizvodnje	0	0	0
Usredstveni lastni proizvodi in lastne storitve	0	0	0
Drugi poslovni prihodki	20.161	18.606	51.751
Nakazila iz sektorja država	3.667.685	4.244.514	3.929.529
Razmerje	80 %	80 %	81 %

Podatka o razmerju in nakazilih iz sektorja država sta informativnega značaja. Izračunana sta ob predpostavki 20-odstotne stopnje DDV na vse prihodke iz prodaje ter ob upoštevanju enomesečnega zamika plačil glede na bilančno leto -- plačila en mesec po izdaji računa. Poslovni subjekt lahko prejema nakazila, ki ne predstavljajo prihodkov (odškodnine, agentski posli, vrnjeni avansi, ...), zaradi česar je lahko izračunani količnik pomembno napačen.

Informacije o ustanoviteljih in družbenikih poslovnega subjekta ter o povezanih poslovnih subjektih

Ustanovitelji in družbeniki ASTEC d.o.o.

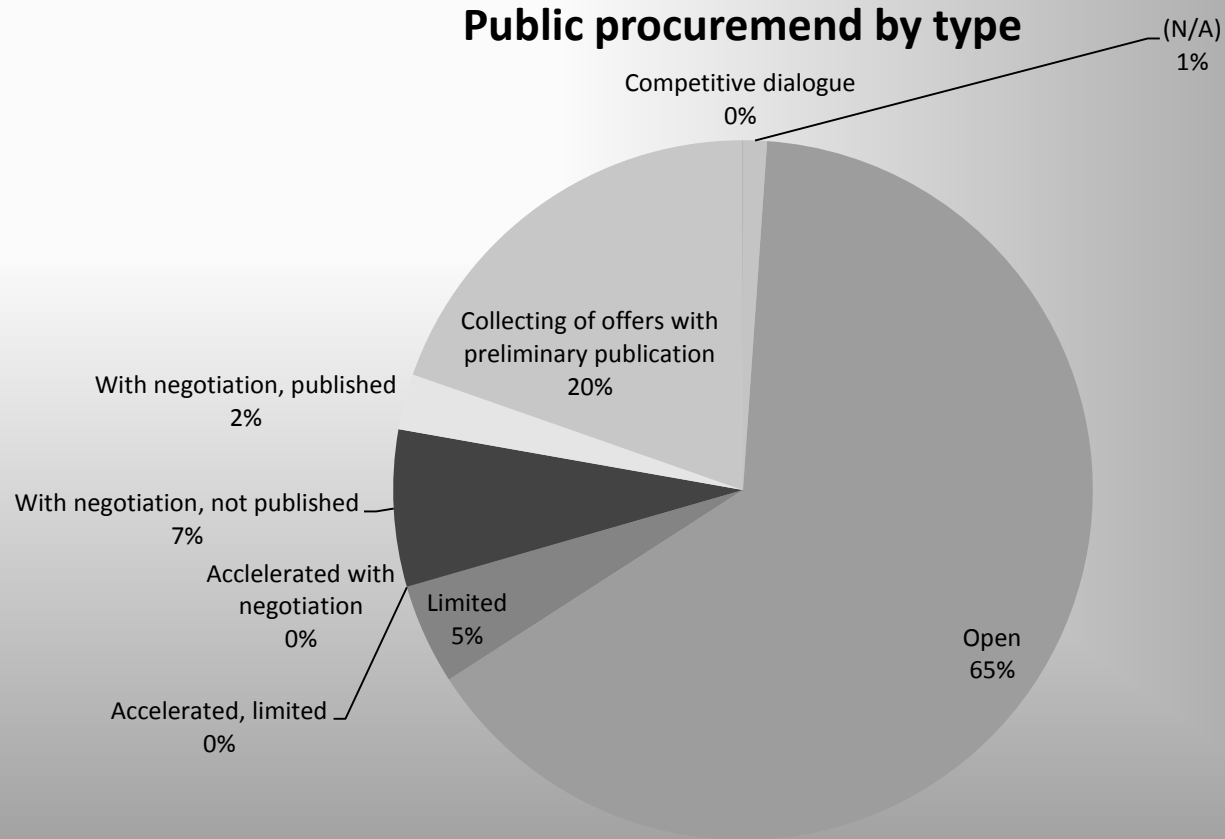
Ime / Naziv	Vstop	Izstop	Delež
MARKO SKUBIC	09. januar 1991	-	28,625%
MIROSLAV AMBROŽIČ	09. januar 1991	-	28,625%
NEPSA d.o.o.	19. april 2006	-	-

Poslovni subjekti, ki jih je ustanovilo ASTEC d.o.o.

Naziv	Vstop	Izstop	Delež
ASTECC d.o.o.	19. april 2006	19. april 2006	-
	19. april 2006	21. marec 2008	15,0000%
	19. april 2006	30. maj 2011	30,0000%

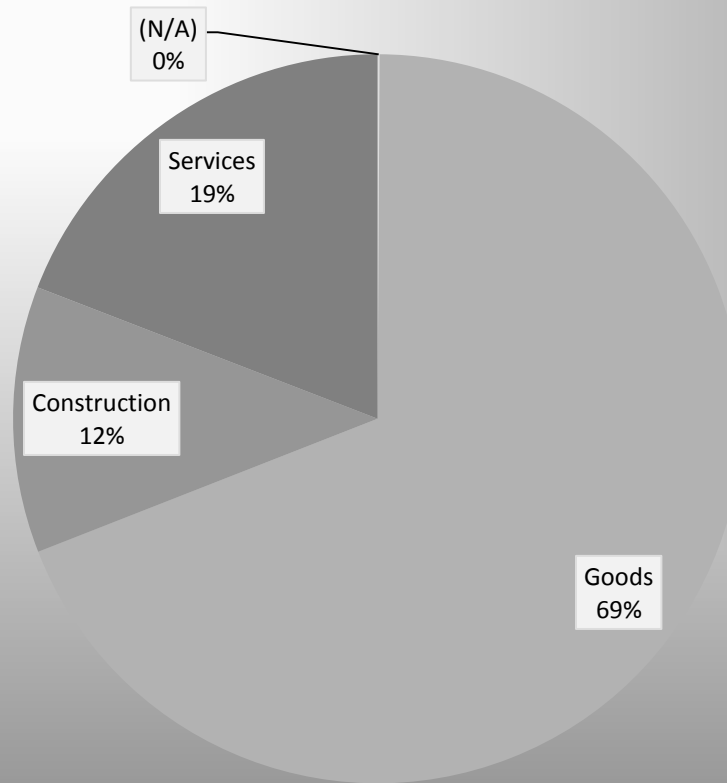
Data from annual reports combined with data from database of public sector payments.

Public procurement analysis



Public procurement analysis

Public procurement by service



Public procurement analysis

Public procurement by selection criterion



- We are finishing Supervizor 2.0.
- However, we would like to get access to some additional databases and publish them (some judiciary registers,...).
- To perform more complex analysis and visualisation of data:
 - advanced data mining,
 - detection of violations of restrictions as regard profitable activity,
 - pattern search,
 - advanced network analysis (detection of affiliate persons and affiliate companies).

Use of technology: restrictions of operation/business

KOMISIJA ZA
PREPREČEVANJE
KORUPCIJE

1. stran · Omejitve poslovanja · Seznam veljavnih omejitev poslovanja

Strojno čitljiv seznam v formatu JSON
Strojno čitljiv seznam v formatu CSV

Hitro iskanje:

Organizacija	Matična	Davčna	Šifra PU	Naslov organizacije	Pošta organizacije	Omejitev do kmetijskega gospodarstva ali do poslovnega subjekta	Naziv poslovnega subjekta	Matična	Davčna	KMG-MID	Naslov	Pošta
BANKA SLOVENIJE	5023912000	92582087		Slovenska cesta 35	1000 Ljubljana	ps	BMF Poslovno svetovanje, d.o.o., Ljubljana	1215698000	43498558		TOMŠIČEVA ULICA 003	1000 Ljubljana
BANKA SLOVENIJE	5023912000	92582087		Slovenska cesta 35	1000 Ljubljana	ps	INTERTRADE podjetje za financiranje, trgovino in svetovanje, d.d., Ljubljana	5499119000	25996088		TOMŠIČEVA ULICA 003	1000 Ljubljana
BANKA SLOVENIJE	5023912000	92582087		Slovenska cesta 35	1000 Ljubljana	ps	INTERTRADE ITA podjetje za zastopanje tujih firm d.d., Ljubljana Tomšičeva 3	5111978000	13250809		TOMŠIČEVA ULICA 003	1000 Ljubljana
BANKA SLOVENIJE	5023912000	92582087		Slovenska cesta 35	1000 Ljubljana	ps	TOMA, slikopleskarstvo in zaključna dela v gradbeništvu d.o.o.	1719742000	91247748		V KLADEH 011	1000 Ljubljana
DELOVNO IN SOCIALNO SODIŠČE V LJUBLJANI	5840481000	25019562	50148	RESLJEVA CESTA 014	1000 Ljubljana	ps	A POHIŠTVO, trgovina in proizvodnja pohištva d.o.o.	3290778000	90747011		TRG SVOBODE 008 A	1251 Moravče
DELOVNO IN SOCIALNO SODIŠČE V LJUBLJANI	5840481000	25019562	50148	RESLJEVA CESTA 014	1000 Ljubljana	ps	EVIDENCA B podjetje za poslovno-računovodske storitve, promet, trgovino in gostinstvo d.o.o.	5910595000	94608083		ŠMARTINSKA CESTA 028	1000 Ljubljana
DELOVNO IN SOCIALNO SODIŠČE V LJUBLJANI	5840481000	25019562	50148	RESLJEVA CESTA 014	1000 Ljubljana	ps	GLIN NAZARJE, Lesna industrija, d.o.o.	1829025000	88693422		LESARSKA CESTA 010	3331 Nazarje
DELOVNO IN SOCIALNO SODIŠČE V LJUBLJANI	5840481000	25019562	50148	RESLJEVA CESTA 014	1000 Ljubljana	ps	KOTEZA gradbena dela in trgovina d.o.o.	5636094000	25427245		LOPATA 034 B	3000 Celje
DELOVNO IN SOCIALNO SODIŠČE V LJUBLJANI	5840481000	25019562	50148	RESLJEVA CESTA 014	1000 Ljubljana	ps	MIZARSTVO MORAVČE izdelava in popravilo lesenih predmetov, d.o.o.	5157676000	23216905		TRG SVOBODE 008 A	1251 Moravče
DELOVNO SODIŠČE CELJE	5858135000	19290870	50121	GREGORČIČEVA ULICA 006	3000 Celje	ps	GLIN NAZARJE, Lesna industrija, d.o.o.	1829025000	88693422		LESARSKA CESTA 010	3331 Nazarje
DELOVNO SODIŠČE CELJE	5858135000	19290870	50121	GREGORČIČEVA ULICA 006	3000 Celje	ps	KOTEZA gradbena dela in trgovina d.o.o.	5636094000	25427245		LOPATA 034 B	3000 Celje
DELOVNO SODIŠČE V KOPRU	5022584000	58934294	50130	FERRARSKA ULICA 009	6000 Koper - Capodistria	ps	AVTO-KOPER, prodajno-servisne storitve, d.o.o. Koper	5408806000	58793062		KOLODVORSKA CESTA 002	6000 Koper - Capodistria
DELOVNO SODIŠČE V KOPRU	5022584000	58934294	50130	FERRARSKA ULICA 009	6000 Koper - Capodistria	ps	PREDAVATELJ VŠŠ TOMAŽ UMEK S.P.	3154220000	92063250		BIDOVČEVA ULICA 012	6000 Koper - Capodistria

Link a database of restrictions of operation/business in place with database of payments from public bodies (to detect prohibited business) and Business registry (to detect which officials should report business restrictions but failed to do so).

Use of technology: restrictions of operation/business

Sum kršitev omejitev poslovanja

Seznam funkcionarjev pri organu, ki so hkrati zastopniki podjetij in so ta podjetja poslovala z organom v obdobju 23. 4. 2011 - 31. 12. 2011.

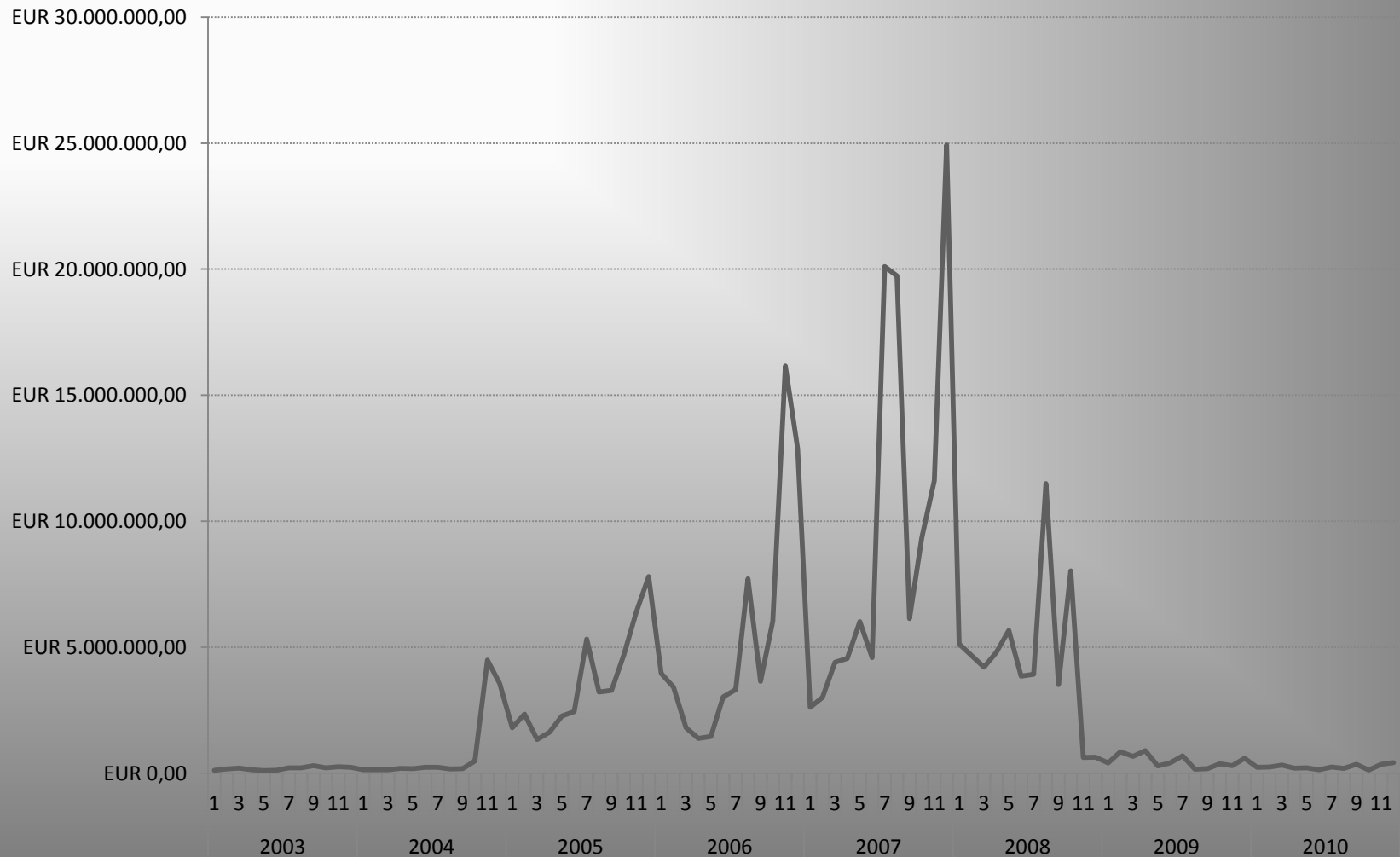
zap. št.	organ	ime osebe	ime podjetja	davčni
1	MESTNA OBČINA NOVA GORICA			11932
2	OBČINA IVANČNA GORICA			22633
3	OBČINA GORNJA RADGONA			62830
4	OBČINA SREDIŠČE OB DRAVI			46652
5	OBČINA DOBROVA-POLHOV GRAD			69772
6	OBČINA ŠENČUR			55017
7	OBČINA PODČETRTEK			26743
8	MESTNA OBČINA CELJE, CELJE			50050
9	OBČINA KOMENDA			80267
10	OBČINA GORNJI GRAD			41630
11	OBČINA RADLJE OB DRAVI			42852
12	OBČINA RAVNE NA KOROŠKEM			71689
13	OBČINA LOGATEC			15212
14	OBČINA ZAGORJE OB SAVI			79153
15	OBČINA PIRAN			25293
16	OBČINA IZOLA			87180
17	MESTNA OBČINA KRANJ			39809
18	OBČINA RADLJE OB DRAVI			93229
19	OBČINA KRŠKO			60118
20	OBČINA LENDAVA - LENDVA KÖZ			36912
21	OBČINA SLOVENSKE KONJICE			10480
22	MESTNA OBČINA NOVA GORICA			10467
23	OBČINA GORIŠNICA			88264
24	OBČINA IZOLA			22370

List of suspected violations of restrictions of operation/business.

Financial flow analysis

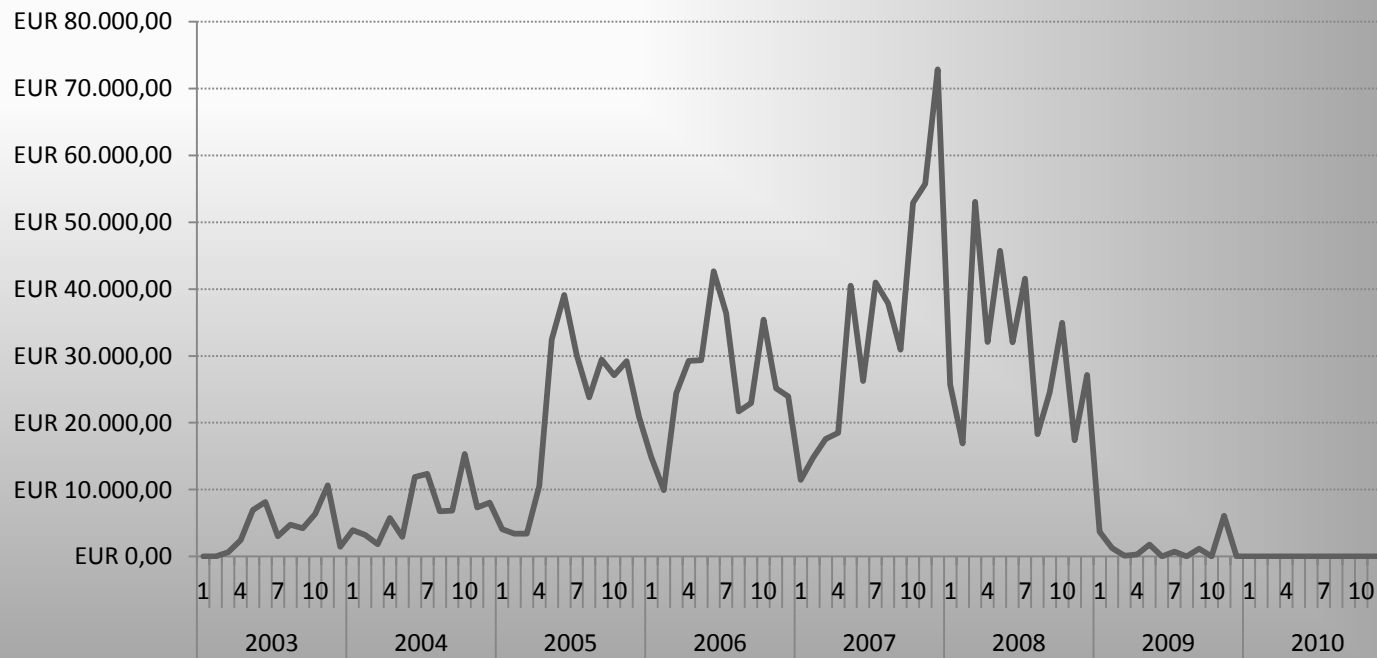
- We tried to detect companies, who received money transfers depending of the government in charge.
- Analysis has shown there is a high correlation between the change of government in power and money disbursements from budget users to a limited number of companies.
- Analysis has also shown high inflexibility of the market for certain services (namely IT companies, pharmaceuticals companies, construction companies, etc.).
- Analysis has also shown there are a group of companies which are highly dependent on the budget users money transfers (they receive a great amount of their income from budget users only), which constitutes a noticeable risk of corruption.

Summary monthly payments to 252 companies



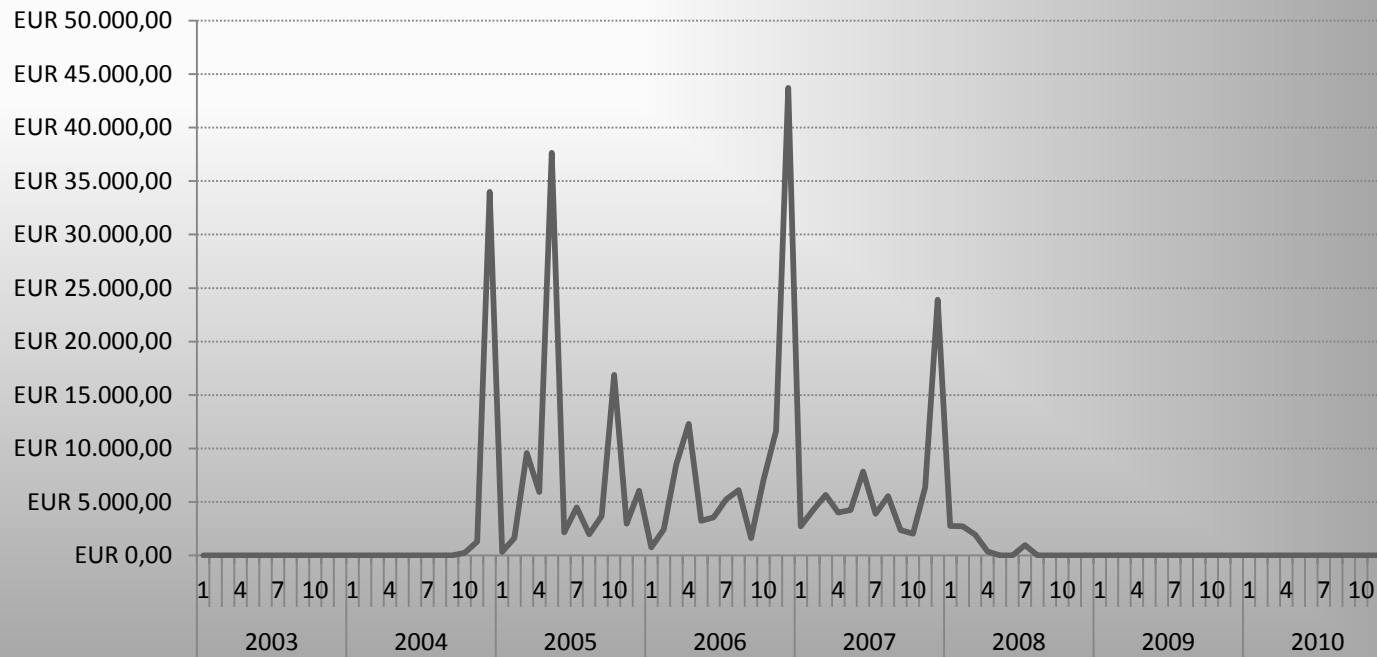
Financial flow analysis

Company A

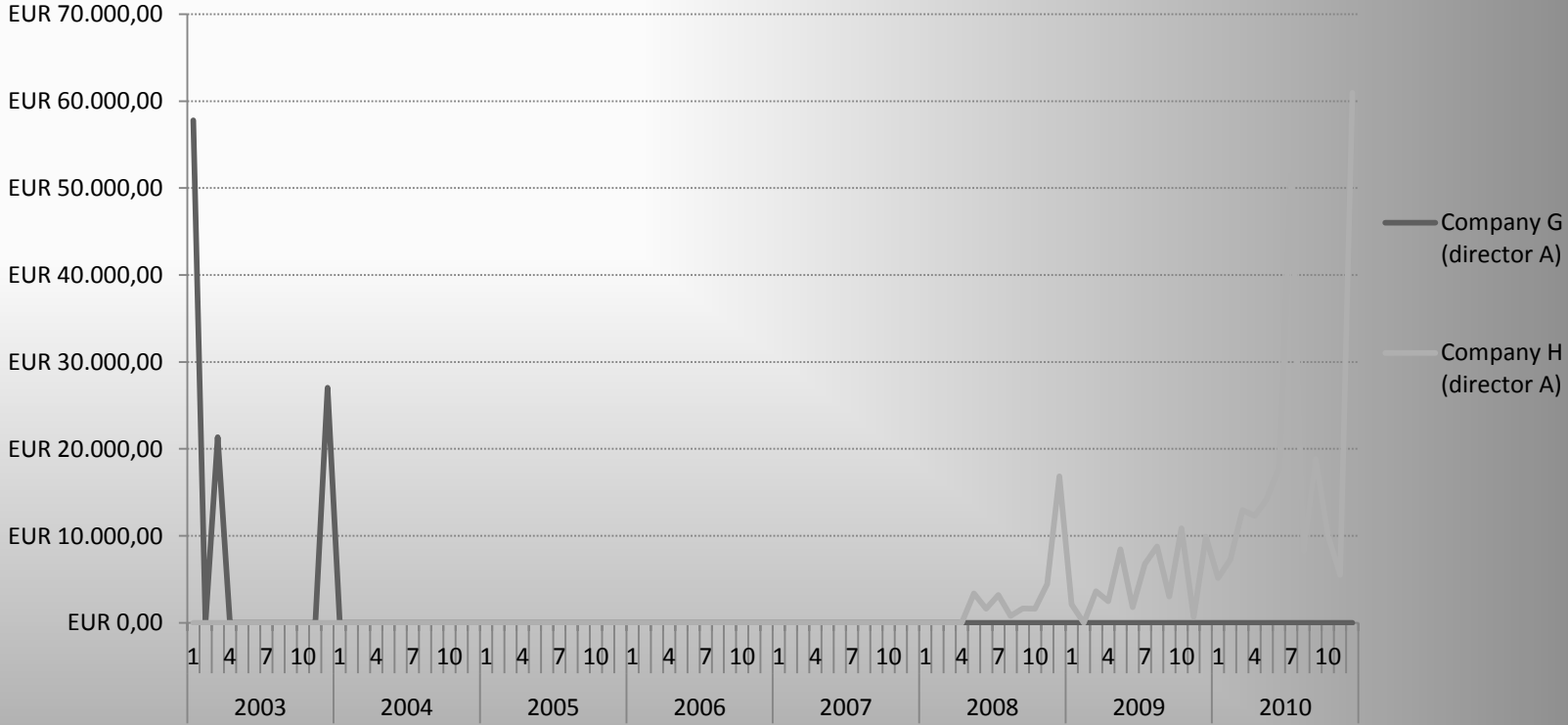


Financial flow analysis

Company B

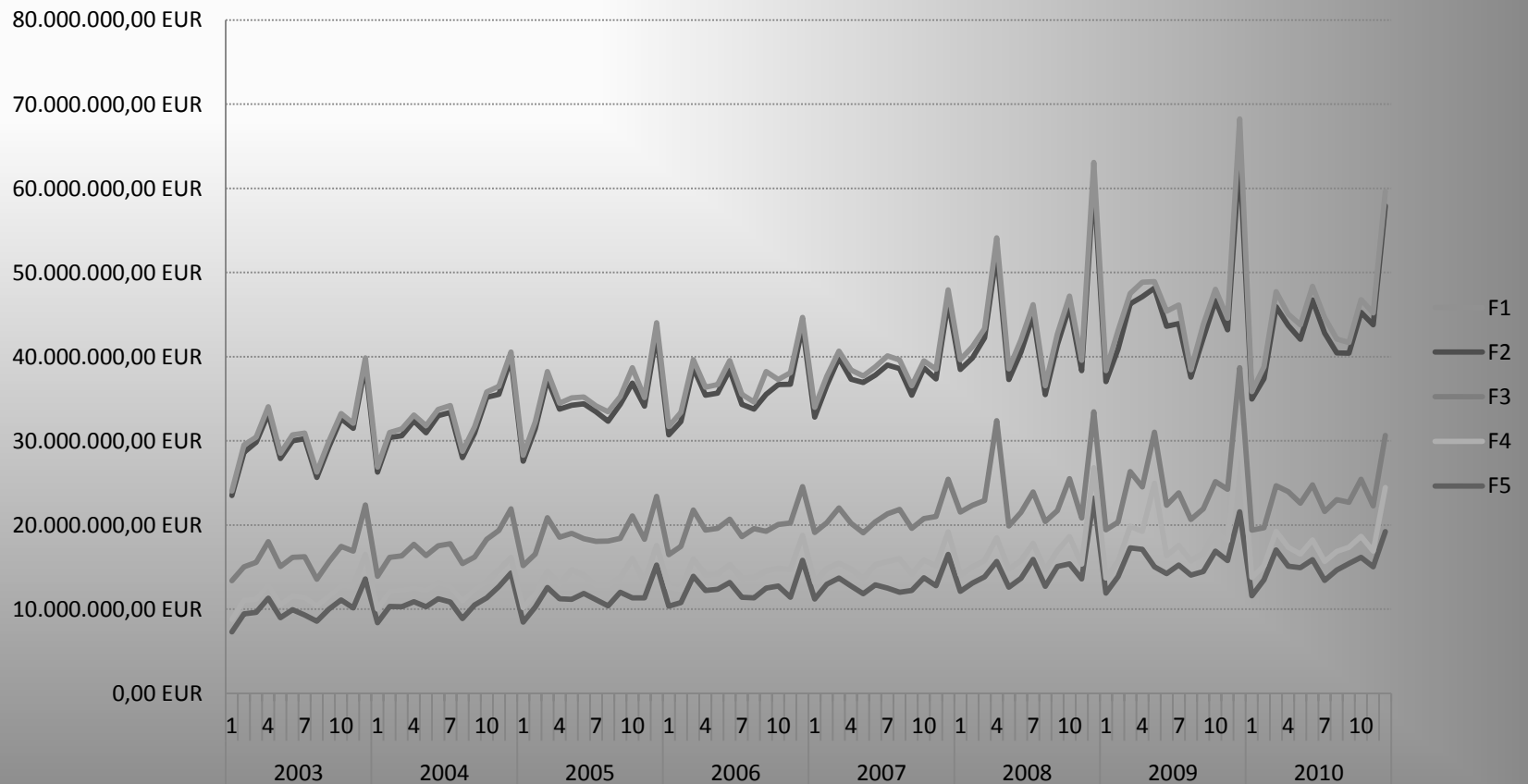


Financial flow analysis

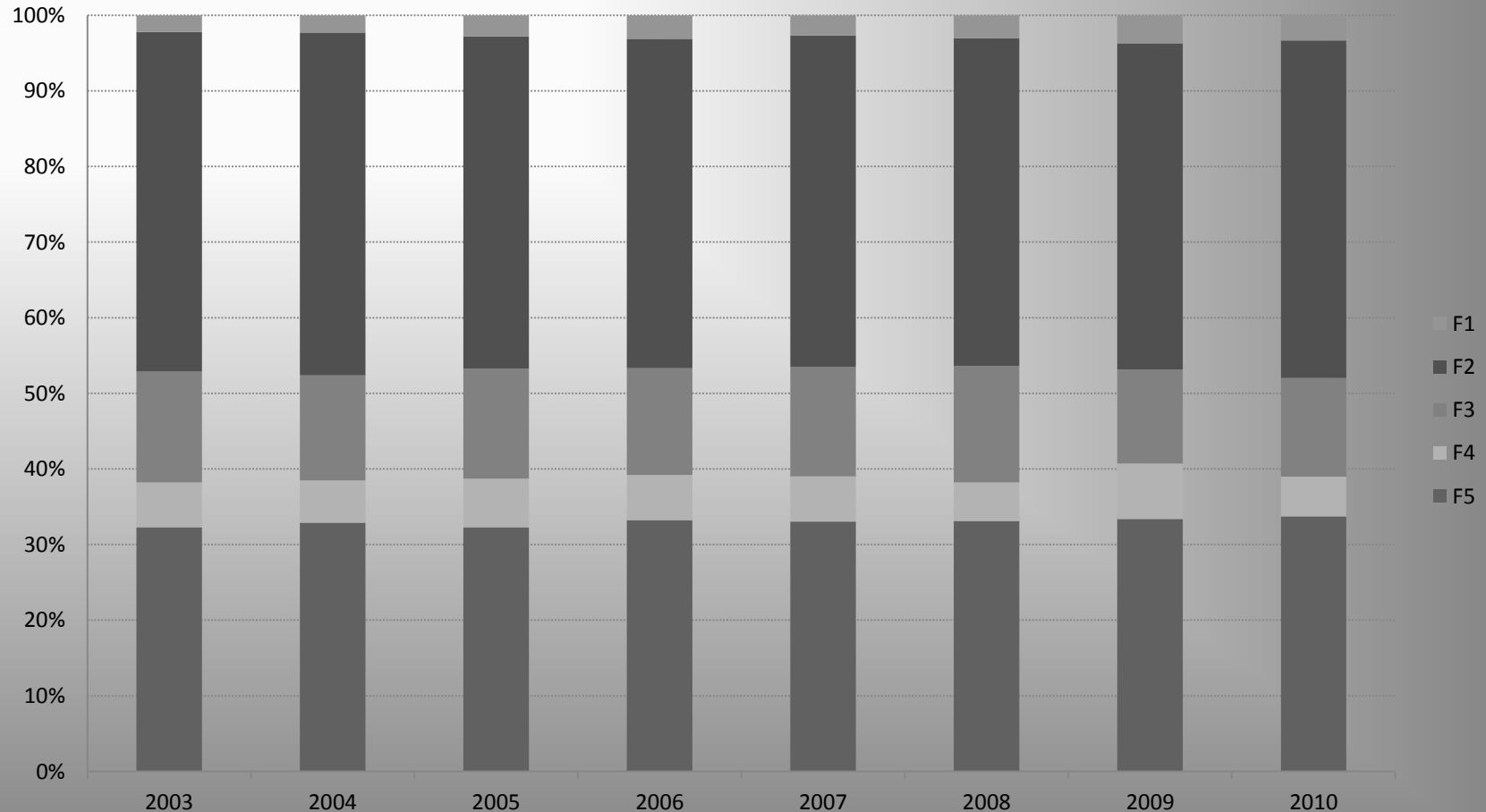


Financial flow analysis

Monthly payments to top 5 pharmaceutical companies



Payment shares of top 5 pharmaceutical companies



Financial flow analysis – vendor lock-in

- We also identified companies that are receiving payments several years consecutively and they receive every year the same proportion of a IT budget of public sector organisation.
- The share of IT budget was calculated as the ratio of payments to each IT company from given public sector organisation.
- In this way, we identified 61 pairs of budget users and the companies that receive constant payments continuously for 8 consecutive years (and have at least 10% of IT budget of given budget user).
- Those companies are in this period received a total of 23.8 billion payments.

Financial flow analysis – vendor lock-in

Budget user - company	share of IT budget (8 consecutive years)	deviation	complete amount of payments
Pair 1	0.14 %	0.01	EUR 66,996,764.00
Pair 2	0.78 %	0.08	EUR 644,926.00
Pair 3	0.88 %	0.04	EUR 198,293.00
Pair 4	0.98 %	0.03	EUR 163,121.00
Pair 5	0.96 %	0.06	EUR 143,356.00
Pair 6	0.89 %	0.06	EUR 129,417.00
Pair 7	0.64 %	0.06	EUR 105,771.00
Pair 8	0.90 %	0.07	EUR 100,815.00
Pair 9	0.44 %	0.03	EUR 77,182.00
Pair 10	0.88 %	0.07	EUR 74,025.00
Pair 11	0.87 %	0.08	EUR 72,371.00
Pair 12	0.87 %	0.06	EUR 66,801.00
Pair 13	0.88 %	0.07	EUR 61,739.00
Pair 14	0.97 %	0.05	EUR 30,571.00

Financial flow analysis – dependance on public sector

- We used information about net profit from annual reports of biggest IT to compute share of their profit coming from budget users only.
- This number gives us the information of the dependance of the company's income from public sector.
- Estimated data show relatively high dependance of some of the biggest IT companies from the income from public sector.
- Commission considers that as a significant risk of corruption.

IT company	estimate of the average dependance
R1	98.6%
R2	98.0%
R3	94.7%
R4	79.8%
R5	78.9%
R6	77.6%
R7	69.0%
R8	69.0%
R9	47.5%
R10	37.9%
R11	37.2%
R12	34.3%
R13	28.7%
R14	25.6%
R15	23.7%
R16	23.5%
R17	22.8%
R18	21.4%
R19	21.1%
R20	20.7%
R21	17.2%
R22	11.2%
R23	8.0%
R24	7.6%

Questions?